


# Jingle Bells Processional

Handbells or \*Handchimes and Jingle Bells

3, 4 or 5 octaves (3 octaves omit D4 on Beat 3, M. 24)

Handbells or Handchimes used: 19; 23; 24



**Performance Notes:** Shake jingle bells throughout, beginning with a few measures of jingle bells alone. There is no E4-F4 part. Assign jingle bells to that ringer.

For use as a processional, memorize up through measure 20. Repeat mm. 5-20 as many times as necessary to arrive at the performance area. Ring coda from behind the tables after the last pass of m. 19.

J. Pierpont

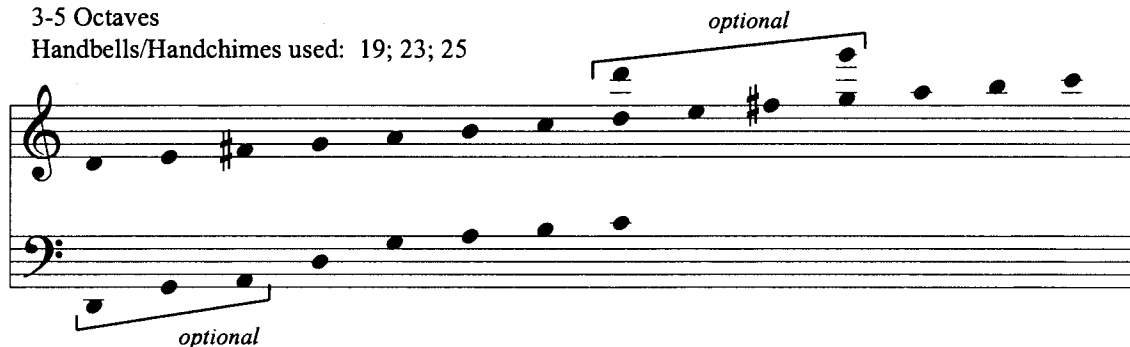
Arranged by Valerie W. Stephenson (ASCAP)

Joyfully ♩=120

\*Handchimes play shakes as straight rings or with vibrato.

3-5 Octaves


Handbells/Handchimes used: 19; 23; 25



1. **LV:** "Let Vibrate", French derivation is "Laissez Vibrer". Allow bell or chime to resonate regardless of note value or rests until another LV, damp sign, or any other technique.
2. **R:** Indicates a standard "Ring", cancelling all other techniques.
3. **Shake, SK or ~** : Handbells: Rapidly shake the bell with the clapper striking both sides of the bell.  
Handchimes: Ring repeatedly. Duration is shown by the note value.
4. **Martellato, Mart or ▼** : Sound is executed by holding the handbell by the handle and gently striking the full body of the handbell horizontally on a properly padded table.

## Exercise

by Ardis Freeman, Ph. D.



Perform "space" notes with the left hand; perform "line" notes with the right hand.

1. Practice and evaluate without bells. Pat left hand on thigh or table. Pencil tap right hand on hard surface (book or table).  
*Using two different timbres allows the director to distinguish between left and right hands. Feeling the meter is imperative.*
2. Practice and evaluate with bells. (Individually, several ringers at a time, or the entire group).  
*While the correct notes may be difficult to distinguish, the underlying pulse (meter) and clean damping may be evaluated. This may also be used as an opportunity to practice ringing softly with accuracy.*

Permission is granted to copy this exercise for the purpose of making a transparency